

# Andor iKon-XL SO

## Very Large Area Direct Detection Open Front CCD

### Key Specifications

- ✓ 16.8 Megapixel sensors
- ✓ Down to 2.1 e- read noise
- ✓ -80°C TE cooled
- ✓ Up to 350,000 e- well depth
- ✓ 18-bit extended dynamic range
- ✓ USB 3.0 and direct long distance fibre optic connection

### Key Applications

- ✓ VUV/EUV/XUV imaging
- ✓ X-ray microscopy
- ✓ X-ray tomography
- ✓ X-ray diffraction (XRD)
- ✓ X-ray plasma imaging
- ✓ X-ray ptychography
- ✓ Resonant inelastic X-ray scattering



# Introducing iKon-XL SO

## Very Large Area Open-front CCD for Direct Detection

Andor's iKon-XL 'SO' is a TE-cooled, very large area CCD camera platform, accommodating big field of view sensors that are ideally suited to low light X-ray imaging applications. It thermoelectrically cools **back-illuminated 16.8 Megapixel** sensors (Teledyne e2v) down to -80°C, avoiding inconvenient maintenance-intensive LN<sub>2</sub> cooling interface or unreliable cryo coolers. Extended Dynamic Range technology is complemented by up to **18-bit digitization**. Flexible connectivity is standard through either **USB 3.0** or a **long distance direct fibre optic** interface. **iKon-XL is a high quality, robust and 'hassle-free' detector solution.**


Both the 230 and 231 series use Teledyne e2v back-illuminated sensors (CCD 230-84 and CCD 231-84 respectively), offering a **very large 61.4 x 61.7 mm imaging area** from a 4096 x 4108 array format and 15 µm pixel size, ideal for applications such as large field-of-view VUV/EUV/XUV X-ray Imaging and X-ray plasma.

The iKon-XL 'SO' 231 offers the absolute best CCD performance available, combining exceptionally **low read noise** of 2.1 e<sup>-</sup> with a **very large well depth** of 350,000 e<sup>-</sup>.

## Meet the Family



	iKon-M SO	iKon-L SO	<b>NEW</b> iKon-XL SO
Sensor	1 MP (13 µm pixels)	4.2 MP (13.5 µm pixels)	16.8 MP (15 µm pixels)
Cooling	-100°C TE cooling	-100°C TE cooling	-80°C TE cooling
Peak QE	>95%	>95%	>95%
Read Noise	Down to 2.9 e <sup>-</sup>	Down to 2.9 e <sup>-</sup>	Down to 2.1 e <sup>-</sup>
Pixel Well Depth	Up to 100 000 e <sup>-</sup>	Up to 150 000 e <sup>-</sup>	Up to 350 000 e <sup>-</sup>
Frame Rate	4.4 fps	0.953 fps	up to 0.5 fps (full frame)
Mounting	DN100CF / 6" CF / CF-152 rotatable flange and knife-edge	DN100CF / 6" CF / CF-152 rotatable flange and knife-edge	DN160CF / 8" CF / CF-203 rotatable flange and knife-edge



Right: Comparison of the sensor size of the iKon family (actual size).

# Features and Benefits

Feature	Benefit
Open-front end	DN160CF / 8" CF / CF-203 rotatable flange and knife-edge sealing provided as standard for direct interfacing to vacuum chambers.
61.4 x 61.7 mm sensor	Very large field of view for extended imaging capabilities.
15 x 15 $\mu\text{m}$ pixel size	Ideal balance of dynamic range and resolution.
Peak QE over 95%*5	High photon collection efficiency for maximizing SNR.
Thermo-electric cooling down to -80°C	Effective dark current and pixel blemish reduction without the inconvenience of liquid nitrogen (LN <sub>2</sub> ).
Low noise readout	Intelligent low-noise electronics offer the most 'silent' system noise.
Fibre-optic or USB 3.0 interface flexibility	Built-in robust plug and play interface options as standard. Fibre optic for long distance solution.
Extended Dynamic Range (18-bit)	Unique method to achieve low noise and large well depth within one scan. Supplemented by up to 18-bit digitization.
Balanced Quad-port readout	Tracking stability to ensure all readout circuits experience same temperature and operating conditions.
Multiple readout speeds, up to 3 or 4 MHz	Slower readout for lowest noise, faster speeds for more rapid readout and focusing.
Windows, Linux & Labview	Andor's user-friendly SDK supports both Windows and Linux OS. LabView VI package available.
EPICS software control	Seamless integration and operation at EPICS-based particle accelerators and major telescopes.

## Frame Rates

### iKon XL 'SO' 230

Readout Rate (MHz)	Array size			
	4096 x 4112	2048 x 2048	1024 x 1024	512 x 512
4	0.437	0.658	0.877	1.050
2	0.288	0.474	0.695	0.909
1	0.181	0.319	0.512	0.736
0.1	0.023	0.044	0.086	0.160

Readout Rate (MHz)	Binning Mode (ROI=4096 x 4096)				
	1 x 1	2 x 2	4 x 4	8 x 8	16 x 16
4	0.44	0.66	0.88	1.05	1.17
2	0.29	0.55	0.82	1.03	1.16
1	0.18	0.43	0.73	0.99	1.14
0.1	0.02	0.04	0.09	0.16	0.28

### iKon XL 'SO' 231

Readout Rate (MHz)	Region of Interest			
	4096 x 4096	2048 x 2048	1024 x 1024	512 x 512
3	0.50	0.81	1.17	1.51
1	0.21	0.37	0.63	0.98
0.5	0.11	0.20	0.38	0.64
0.1	0.022	0.045	0.087	0.17

Readout Rate (MHz)	Binning Mode (ROI=4096 x 4096)				
	1 x 1	2 x 2	4 x 4	8 x 8	16 x 16
3	0.50	0.81	1.18	0.81	1.18
1	0.21	0.37	0.63	0.37	0.63
0.5	0.108	0.26	0.53	0.26	0.53
0.1	0.022	0.08	0.23	0.08	0.23

## Extended Dynamic Range Technology

CCD cameras always require software selection of amplifier gain to optimize either for low noise (weak signal) OR max well depth (bright signal). **Not both...**

**...until now.** iKon-XL utilizes proprietary Andor CCD know-how to offer **low read noise AND large well depth in one image**, with only one gain setting.

# Technical Specifications

## System Specifications <sup>•2</sup>

	iKon XL 'SO' 230	iKon XL 'SO' 231
Sensor Options	BN: back-illuminated, uncoated	BEN: back-illuminated uncoated
Pixels	4096 (H) x 4108 (V)	
Pixel size	15 x 15 µm	
Image area	61.4 x 61.7 mm with 100% fill factor	
Minimum temperatures <sup>•3</sup> @ coolant temperature of 10°C @ coolant temperature of 16°C air cooled (@20°C ambient)	-80°C -70°C -60°C	
Blemish specification	Grade 1 sensor from supplier.	

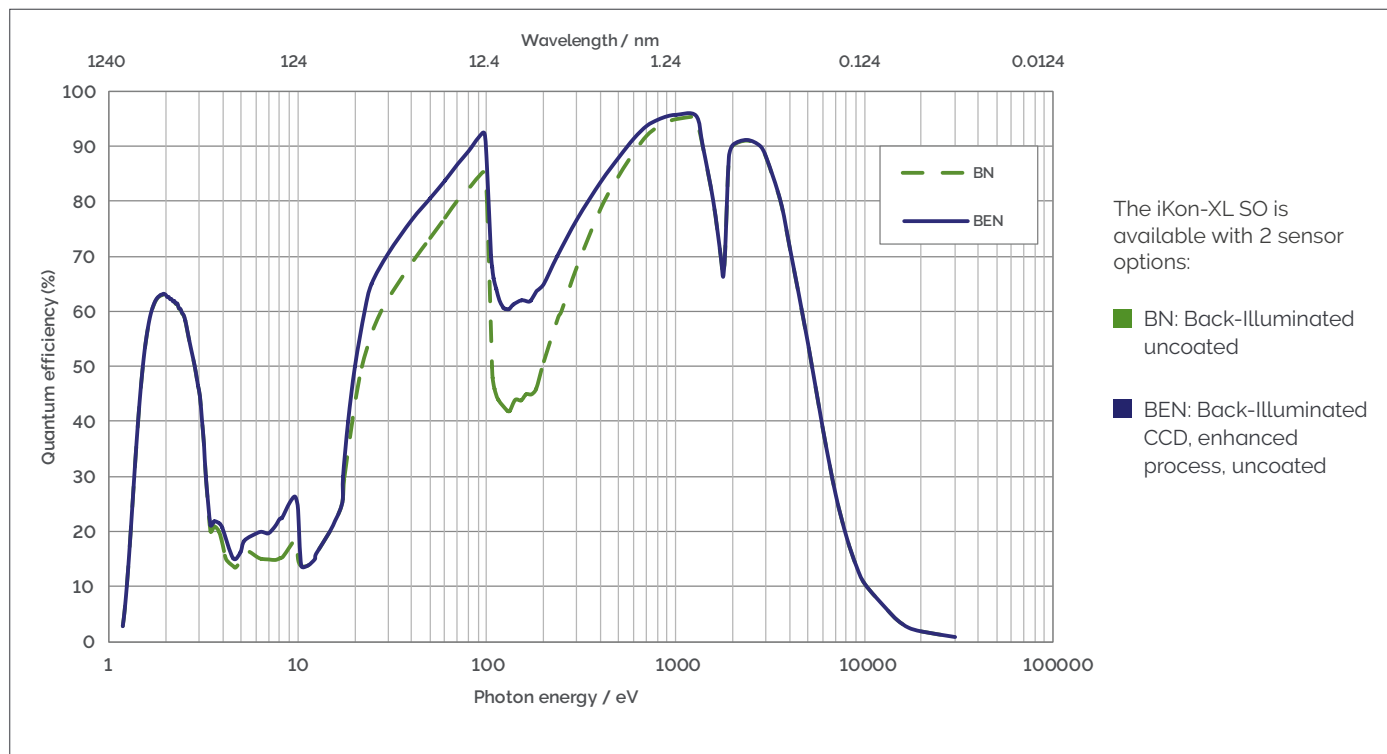
## Advanced Performance Specifications <sup>•2</sup>

	iKon-XL 'SO' 230				iKon-XL 'SO' 231			
Peak QE <sup>•5</sup>	>95% (BN),							
Active area pixel well depth (typical)	150,000 e <sup>-</sup>				350,000 e <sup>-</sup>			
Pixel readout rates	0.1, 1, 2 and 4 MHz				0.1, 0.5, 1 and 3 MHz			
Read Noise (e <sup>-</sup> ) (BN and BN-DD)	100 kHz 4.5	1 MHz 8.5	2 MHz 14.0	4 MHz 23	100 kHz 2.1	500 kHz 3.4	1 MHz 4.6	3 MHz 9.8
Dark Current, e <sup>-</sup> /pixel/sec <sup>•4</sup> @ -60°C @ -80°C	BN 0.001 0.0001				BEN 0.6 0.006			
Frame rate (full frame)	Greater than 0.5 fps				Greater than 0.35 fps			
Binning	User definable							
Region of Interest (windowing mode)	User definable (centred in 4-output mode)							
Linearity <sup>•7</sup>	Better than 99%							
Digitization	16-bit (all speeds) 18-bit (100 kHz, 500 kHz and 1 MHz)							
Output Amplifier Responsivity	High sensitivity (HS)				High sensitivity (HS) and High capacity (HC)			
Outputs	Quad or Single							
Mounting flange	DN160CF / 8" CF / CF-203, rotatable*							
Maximum bake-out temperature	+55°C							
Vacuum compatibility	>10 <sup>-8</sup> millibar							

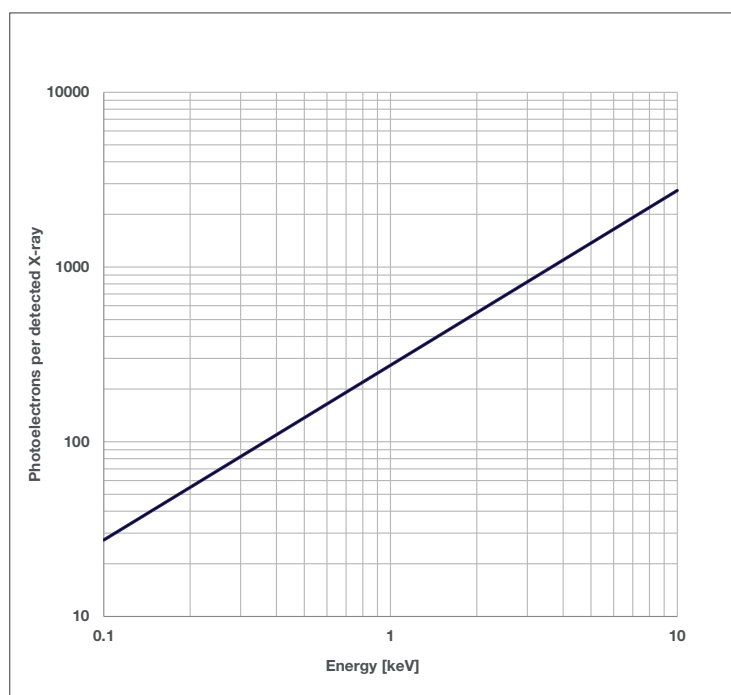


\* Please refer to the Andor Technical Note:  
[Open-front camera flanges](#) for further details.

## Quantum Efficiency Curves<sup>5</sup>



## Photoelectrons v Incident X-rays<sup>6</sup>



## Best Practice Guidelines

### Condensation

It is strongly advised that the camera should not be used in a condensing atmosphere. If used in a condensing atmosphere the sensor MUST be protected and the use of a cold finger is strongly recommended.

### Contamination & Damage

When not in use, the sensor chamber should be covered and sealed.

Due to the exposed nature of the sensor, extreme care should be taken with the camera, as damage can easily occur through mishandling or by contamination.

If the sensor becomes contaminated, due to accident or misuse, please contact Andor immediately for advice on cleaning.

### Vacuum Operations

Ensure that the vacuum environment to which the camera is fitted is free of water vapour and other contaminants. Care should also be taken to control pressure change, as sudden pressure changes can potentially cause damage to the sensor assembly.



# Creating the Optimum Product for You



XLO- **EA11** - CO  
example shown

## Step 1. Choose the sensor type



Sensor  
Type

Description	Code
16.8 Megapixel CCD230-84 Back-Illuminated uncoated Sensor (BN)	EA10
16.8 Megapixel CCD231-84 Back-Illuminated uncoated Sensor enhanced silicon (BEN)	EA11

## Step 2. Select the required accessories



Accessories

Description	Code
Filter holder for iKon-XL SO, minimum recommended beryllium window thickness is 250 µm (not included).	SO-FILTER-MNT-IKONXL

Please contact your local sales representative regarding other options such as different mounting types, or other customizations you may require for system integration or your specific application.

## Step 3. Select the required software



Software

The iKon-XL SO requires at least one of the following software options:

**Solis for Imaging** A 32-bit and fully 64-bit enabled application for Windows (8.1, 10 and 11), offering rich functionality for data acquisition and processing. AndorBasic provides macro language control of data acquisition, processing, display and export.

**Andor SDK** A software development kit that allows you to control the Andor range of cameras from your own application. Available as 32/ 64-bit libraries for Windows (8.1, 10 and 11) and Linux. Compatible with C/C++, C#, Delphi, VB.NET, LabVIEW, MATLAB and Python.

**Third party software compatibility** Drivers are available so that the iKon-XL can be operated through a large variety of third party imaging packages including EPICS (16-bit).

See [andor.oxinst.com/third-party-software-matrix](http://andor.oxinst.com/third-party-software-matrix)

## Have you found what you are looking for?

**Need a faster frame rate?** Andor's iKon-M SO 934 and iKon-L SO 936 achieve 4.4 and 0.95 fps (full frame) respectively.

**Need to detect harder X-rays?** Andor offers a range of Indirect Detection cameras (DH/HF range) including the Zyla HF and iKon-M & L HF that are compatible with industry-standard scintillators.

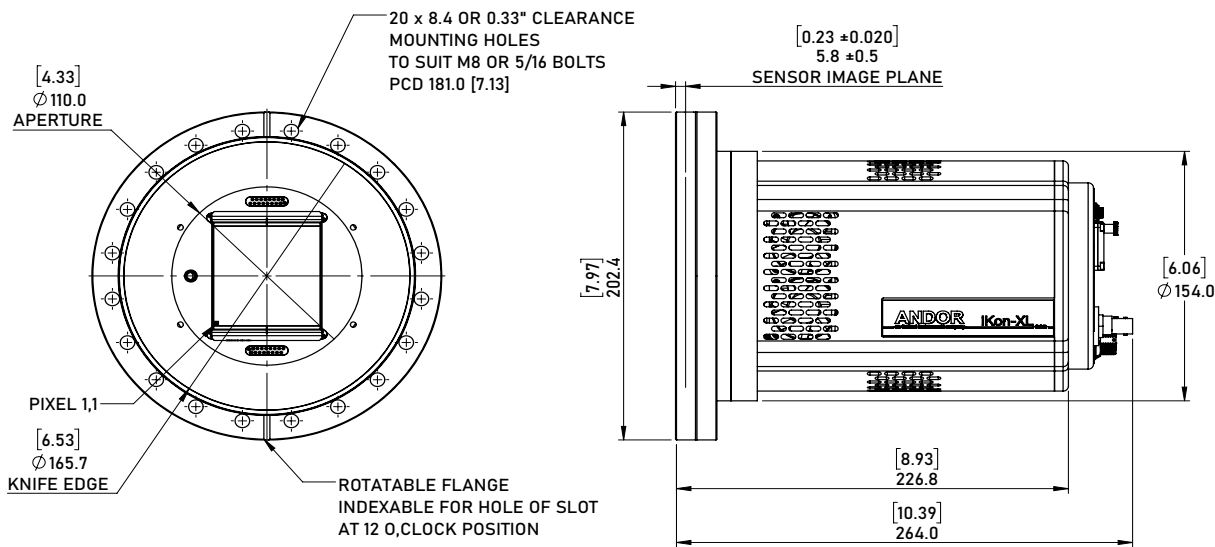
**Need a specific mounting?** Contact our experienced design team so we can make the perfect fit.

**Need a camera for VUV/ X-ray spectroscopy?** Andor's specialist spectrographic cameras (Newton 920 and 940 SO series) are ideally suited for vacuum spectrographs.

**Need a customized version?** Please contact us to discuss your design.

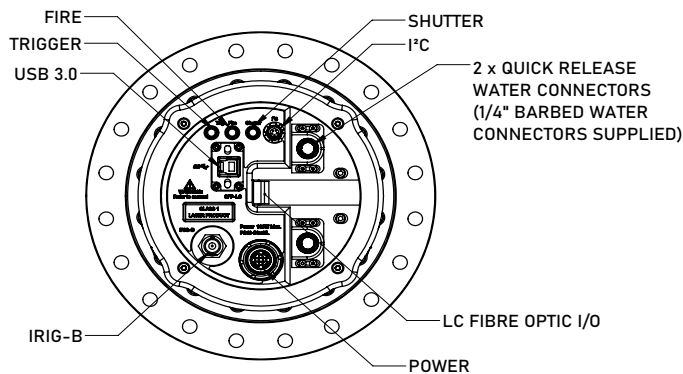


# Mechanical Drawings

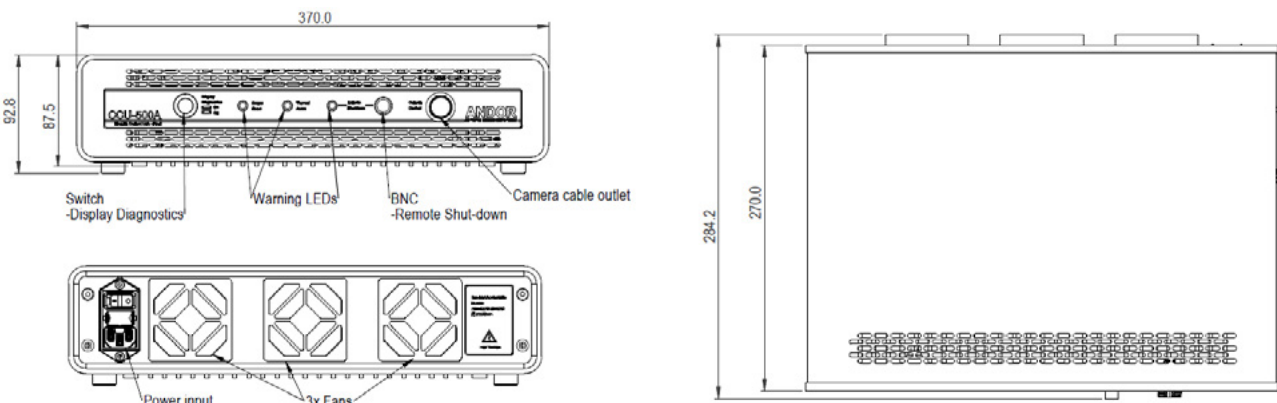


Dimensions in mm [inches]  
 Weight (approx): 9.5 kg [20lbs 15oz ]

Please consult the open-front camera flanges technical note at [andor.com](http://andor.com) for further technical details on flange configurations  
 Refer to Best Practice Guidelines on page 5 for information on handling open fronted camera models.



## Camera Control Unit CCU-500 •8



Weight (approx): 6.6 kg [14 lbs 5]

# Order Today

Need more information? At Andor we are committed to finding the correct solution for you. With a dedicated team of technical advisors, we are able to offer you one-to-one guidance and technical support on all Andor products.

For a full listing of our local sales offices, please see: [andor.oxinst.com/contact](http://andor.oxinst.com/contact)

Our regional headquarters are:

## Europe

Belfast, Northern Ireland  
Phone +44 (28) 9023 7126  
Fax +44 (28) 9031 0792

## Japan

Tokyo  
Phone +81 (3) 6744 4703  
Fax +81 (3) 3446 8320

## North America

Concord, MA, USA  
Phone +1 (860) 290 9211  
Fax +1 (860) 290 9566

## China

Beijing | Shanghai | Guangzhou  
Phone +86 (400) 678 0609  
Fax +86 (10) 5884 7901



### Items shipped with your camera

1x Fibre Optic PCIe card  
1x USB 3 PCIe card  
1x iKon-XL camera control unit\*<sup>8</sup>  
1x Camera power lead (5 m)  
1x BNC-SMA cable (2 m)  
1x USB 3.0 cable (3 m)  
1x Fibre Optic lead (15 m)  
1x QuickStart Guide  
1x Individual system performance sheet  
(Note: PC requires 1x slot for installation of a PCIe card)

### Minimum Computer Requirements:

- 3.0 GHz single core or 2.4 GHz dual or quad core processor
- 2 GB RAM
- 100 MB free hard disc to install software (at least 1 GB recommended for data spooling)
- USB 3.0 High Speed host Controller capable of sustained rate of 60 MB/s
- Windows (8.1, 10 and 11) or Linux

### Footnotes

1. IMPORTANT - Due to the sensor being exposed to environments outside of Andor's control there is no warranty on the sensor. For full details of Andor's Warranty Policy please refer to our webpage at [http://www.andor.com/contact\\_us/support\\_request/](http://www.andor.com/contact_us/support_request/). For key information on handling precautions for SO/HO open front end systems, please refer to the best practice guidelines on page 5. Note permanent damage can easily occur due to misuse.
2. Figures are typical unless otherwise stated.
3. Specified minimum temperature with coolant assumes coolant temperature of 10°C or 16°C, measured at camera head. Note that cooling performance may be affected by distance between camera head and cooler.
4. Dark current measurement is averaged over the CCD area excluding any regions of blemishes.
5. Quantum efficiency data as supplied by the sensor manufacturer.
6. The graph shows photoelectrons generated as a function of photon energy of incident X-ray.
7. Linearity is measured from a plot of counts vs exposure time under constant photon flux up to the saturation point of the system.
8. Camera Control Unit (CCU-500) supplied with brackets for 19 inch rack mounting and mounting lugs for securing to optical tables.


### Operating & Storage Conditions:

- Operating Temperature: 0°C to +30°C ambient (-30°C to +30°C ambient on request)
- Operating Altitude: up to 6000 m
- Relative Humidity: <70% (non-condensing)
- Storage Temperature: -30°C to 50°C

### Power Requirements:

- 100 - 240 VAC, 50/60 Hz
- Power consumption:  
Flexi models: Camera Head (inc. External Power Supply) 240 V/100 V (Typ.): 165/180 W  
Deep Cooled models: Camera Head (inc. External Power Supply) 240 V/100 V (Typ.): 465/480 W

**CLASS 1  
LASER PRODUCT**



Windows is a registered trademark of Microsoft Corporation.  
Labview is a registered trademark of National Instruments.  
Matlab is a registered trademark of The MathWorks Inc.  
EPICS support in 16-bit mode only.

iKonXLSO SS 0225 R1