

## -40°C Vacuum Cooling

- ✓ Lowest dark current
- ✓ Lowest hot pixels
- ✓ Fan-off capability



## Features and Benefits

- **TE cooling to -40°C**  
Minimization of dark current and pixel blemish
- **1 e<sup>-</sup> read noise**  
Lower detection limit than any CCD
- **5.5 megapixel sensor format and 6.5 µm pixels**  
Extremely sharp resolution over a 22 mm field of view: Ideal for cell microscopy and astronomy
- **Rolling and Global (Snapshot) shutter**  
Maximum flexibility across all applications
- **Rapid frame rates**  
Sustained: 30 fps full frame  
Burst: 100 fps full frame
- **Dual-Gain amplifiers**  
Extensive dynamic range of 30,000:1 @ 30 fps
- **UltraVac™ <sup>\*1</sup>**  
Sustained sensor protection and unequalled cooling with 5 year warranty
- **ROI and pixel binning**  
User-defined ROI (1 pixel granularity) and hardware binning
- **NEW GPU Express**  
Simplify and optimize data transfers from camera to Graphical Processing Unit (GPU) card to facilitate accelerated GPU processing as part of the acquisition pipeline.
- **4 GB on-head memory**  
Acquire data bursts at frame rates faster than PC write speed
- **Dynamic Baseline Clamp**  
Ensures quantitative stability
- **Software Exposure Events**  
Rapid software notification via SDK of start / end of exposure synchronization
- **iCam**  
Fast exposure switching
- **Fan-off capability**  
Turn off fan for extended periods for zero vibration

## Vacuum cooled Scientific CMOS with 1 e<sup>-</sup> read noise - Rolling and Snapshot exposure

In a unique -40°C vacuum cooled platform, loaded with FPGA intelligence, Andor's Neo 5.5 sCMOS camera is designed exclusively to drive highest possible sensitivity from this exciting and innovative new technology development.

Unlike any CMOS or CCD technology to come before it, Neo 5.5 sets radical new benchmarks in its unique ability to simultaneously deliver highest specifications in sensitivity, resolution, speed, dynamic range and field-of-view: true scientific imaging, without compromise. Choice of Rolling and Global (Snapshot) exposure mechanisms ensure maximum application flexibility, the latter providing a 'freeze frame' capture capability that emulates that of an interline CCD.

## Specifications Summary <sup>\*2</sup>

Active pixels (W x H)	2560 x 2160 (5.5 Megapixel)
Sensor size	16.6 x 14.0 mm (21.8 mm diagonal)
Pixel size (W x H)	6.5 µm
Pixel well depth (typical)	30,000 e <sup>-</sup>
Pixel readout rate (MHz)	560, 200
Read noise (min)	1 e <sup>-</sup>
Maximum cooling	-40°C
Maximum burst frame rate	100 fps @ full frame
Readout Modes	Rolling and Snapshot shutter

## System Specifications<sup>\*2</sup>

Sensor type	Front Illuminated Scientific CMOS		
Active pixels (W x H)	2560 x 2160 (5.5 Megapixel)		
Sensor size	16.6 x 14.0 mm, 21.8 mm diagonal		
Pixel size (W x H)	6.5 μm		
Pixel readout rate (MHz)	560 (280 MHz x 2 sensor halves) 200 (100 MHz x 2 sensor halves)		
Read noise (e <sup>-</sup> ) Median [rms] <sup>*3</sup>	Rolling Shutter	Global Shutter	
200 MHz	1.0 [1.5]	2.3 [2.6]	
560 MHz	1.3 [1.7]	2.5 [2.8]	
Minimum temperature air cooled <sup>*4</sup>	-30°C		
Minimum temperature coolant	-40°C		
Dark current, e <sup>-</sup> /pixel/sec <sup>*5</sup>			
@ -30°C	0.015		
@ -40°C	0.01		
Data range	12-bit and 16-bit		
Peak Quantum Efficiency	60 %		
Readout modes	Rolling Shutter and Global (Snapshot) Shutter		
System window type	UV-grade fused silica, 'Broadband VS-NIR', unwedged		
Internal memory buffer size	4 GB		
Maximum burst frame rates			
2560 x 2160 (full frame)	100 fps Rolling Shutter, 49 fps Global (Snapshot) Shutter		
128 x 128 ROI	1,639 fps Rolling Shutter, 716 fps Global (Snapshot) Shutter		
Pixel well depth (e <sup>-</sup> )	30,000		

## Advanced Performance Specifications<sup>\*2</sup>

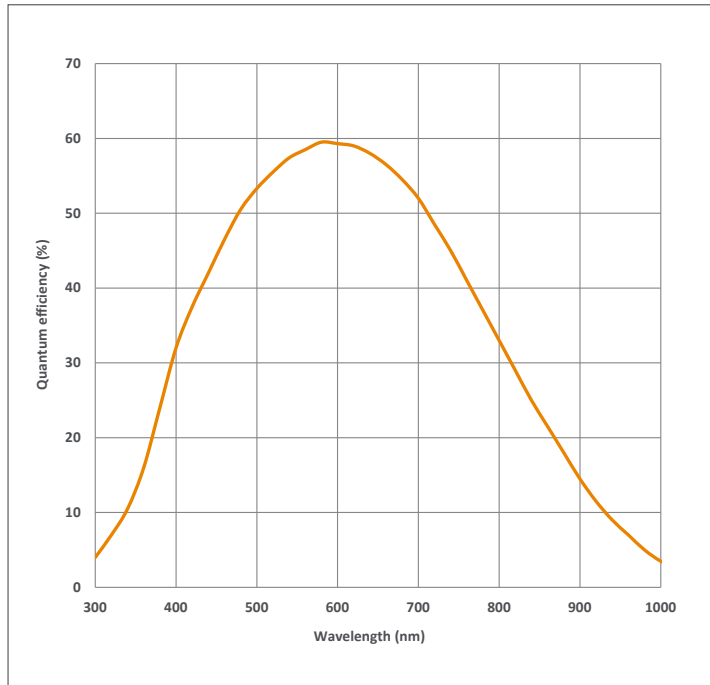
Maximum dynamic range	30,000:1		
Linearity (% , maximum) <sup>*6</sup>	Better than 99%		
MTF (Nyquist @ 555 nm)	45%		
Photon Response Non-Uniformity (PRNU)			
Half-light range	< 0.01%		
Low light range	<0.1%		
Pixel binning	Hardware binning: 2 x 2, 3 x 3, 4 x 4, 8 x 8		
Pre-defined Region of Interest	2560 x 2160, 2048 x 2048, 1920 x 1080, 512 x 512, 128 x 128		
User defined ROI granularity	1 pixel *		
I/O	External Trigger, Fire, Fire n, Fire All, Fire Any, Arm		
Trigger modes	Internal, External, External Start, External Exposure, Software Trigger		
System Exposure Events <sup>*7</sup>	Start / End exposure (row 1), Start / End exposure (row n)		
Hardware timestamp accuracy	25 ns		
Anti-blooming factor	x 10,000		

\* Minimum ROI size possible is as follows: 16 x 12 in 12-bit mode and 12 x 12 in 16-bit mode.

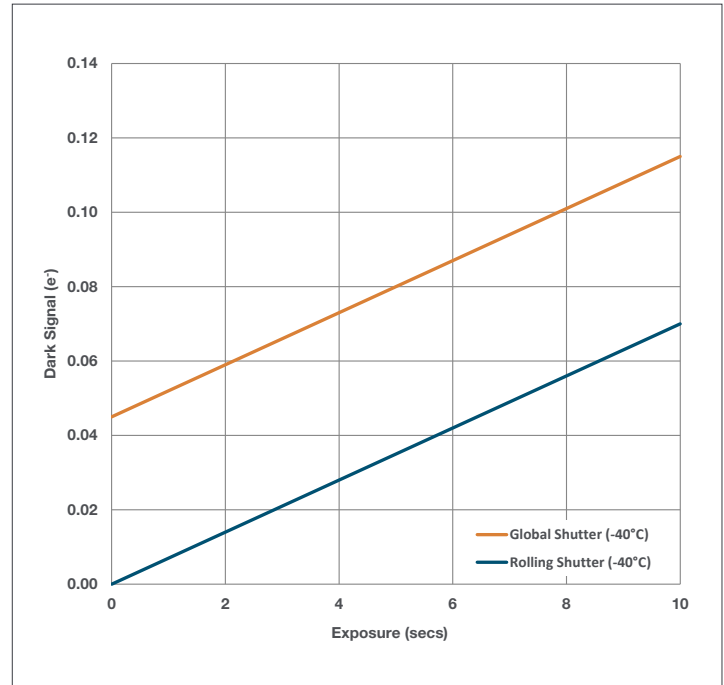
## Maximum Frame Rate Table<sup>\*8</sup>

Array Size	Cameralink - 3-tap		Burst to 4 GB Internal Memory	
	Rolling Shutter	Global (Snapshot) Shutter	Rolling Shutter	Global (Snapshot) Shutter
2560 x 2160 (full frame)	30	30	100	49
2048 x 2048	39	39	105	52
1920 x 1080	79	79	199	97
1392 x 1040	115	101	206	101
512 x 512	374	201	419	201
128 x 128	1,470	716	1,639	716

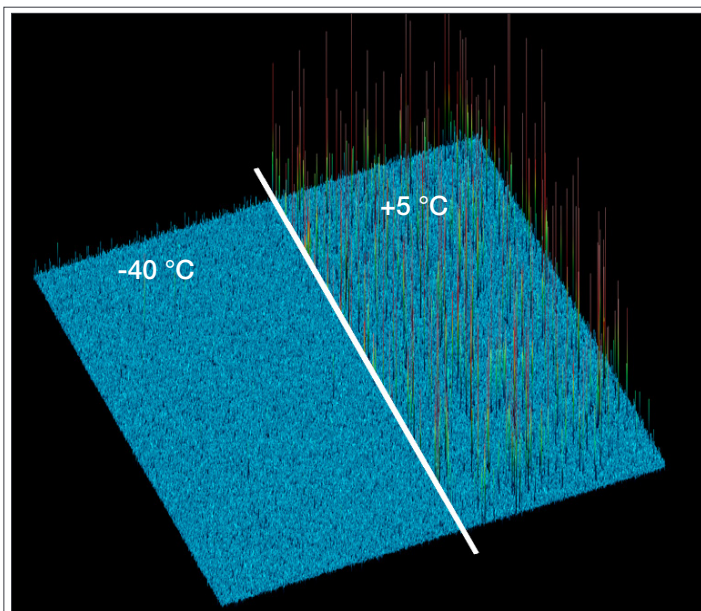
## Quantum Efficiency (QE) Curve<sup>9</sup>



## Dark Signal vs Exposure Time (Rolling and Global Shutter Modes)<sup>10</sup>

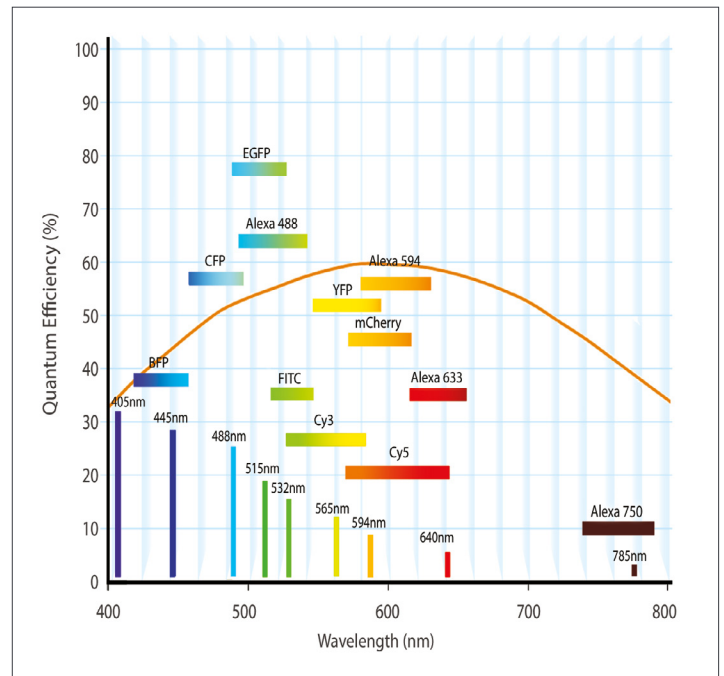


## Hot Pixels vs Cooling Temperature



Comparison of hot pixel blemishes at cooling temperatures of +5°C and -40°C @ 1s exposure time; rolling shutter readout mode.

## QE vs Fluorophore Emissions



## Have you found what you are looking for?



Do you need higher sensitivity and the widest field of view?

Check out the new [Sona 4.2B-11 Back-illuminated sCMOS camera](#) with 95% QE and a 32 mm field of view.

- ✓ Capture extremely large fields of cells and embryos with exceptional clarity.
- ✓ Reduce excitation power, fluorophore concentrations and exposure times.

## Creating The Optimum Product for You

### Step 1. Select the camera type and required mounting option



Camera  
Type &  
Mounting

Camera Description	Lens Mount	Part Code
Neo 5.5 Megapixel sCMOS with 3-tap Camera Link	C-mount	NEO-5.5-CL3
Neo 5.5 Megapixel sCMOS with 3-tap Camera Link	F-mount	NEO-5.5-CL3-F

### Step 2. Select an alternative camera window (optional)




Camera  
Window

The standard window has been selected to satisfy most applications. However, other options are available. The alternative camera window code must be specified at time of ordering.

To view and select other window options please refer to the '[Camera Windows Supplementary Specification Sheet](#)' which gives the transmission characteristics, product codes and procedure for entering the order. Further detailed information on the windows can be found in the Technical note – '[Camera Windows: Optimizing for Different Spectral Regions](#)'.

### Step 3. Select the required accessories and adapters



Accessories &  
Adapters

Description	Order Code
Re-circulator for enhanced cooling performance	XW-RECR
Oasis 160 Ultra compact chiller unit (tubing to be ordered separately)	ACC-XW-CHIL-160
6 mm tubing options for ACC-XW-CHIL-160 (2x2.5 m or 2x5 m lengths)	ACC-6MM-TUBING-2X2.5/ ACC-6MM-TUBING-2X5M
C-mount to Nikon F-mount adapter	OA-CNAF
C-mount to Olympus adapter	OA-COFM
C-mount to T-mount adapter	OA-CTOT
Auto extension tubes (set of 3) for Canon EF	OA-ECAF
Auto extension tubes (set of 3) for C-mount	OA-ECMT
OA-ENAF Auto extension tubes (set of 3) for Nikon F	OA-ENAF
5 meter Camera Link connector cable.	ACC-ASE-02992
10 meter active Camera Link connector cable, including power supply.	ACC-ASE-06931
30 meter fibre-optic extender solution for use with Neo 5.5	ACC-NEOFOX-3TAP-30M
100 meter fibre-optic extender solution for use with Neo 5.5	ACC-NEOFOX-3TAP-100
PC Workstation for up to 100 fps continuous spooling to hard drives, acquiring up to 120,000 12-bit full resolution images: Dell T7910XL, 2.6 GHz Eight Core, 8 GB RAM, 4 x 250GB SSD hard drive configured in RAID 0.	WKST-1 WIN
PC Workstation for up to 100 fps continuous spooling to RAM, acquiring up to 6,000 12-bit full resolution images: Dell T5810, 3.5 GHz Quad Core, 64 GB RAM.	WKST-3 WIN

For further information on PC workstations for the Neo, please refer to the technical note [PC Specifications for sCMOS](#)

### Step 4. Select the required software



Software

**The Neo 5.5 also requires at least one of the following software options:**

**Solis Imaging** A 32-bit and fully 64-bit enabled application for Windows (8, 8.1 and 10) offering rich functionality for data acquisition and processing. AndorBasic provides macro language control of data acquisition, processing, display and export.

**Andor iQ** A comprehensive multi-dimensional imaging software package. Offers tight synchronization of camera with a comprehensive range of microscopy hardware, along with comprehensive rendering and analysis functionality. Modular architecture for best price/performance package on the market. Compatible with 32-bit Windows (8, 8.1 and 10).

**Andor SDK3** A software development kit that allows you to control Andor sCMOS cameras from your own application. Available as a 64-bit library for Windows (8, 8.1 and 10) and Linux. Compatible with C/C++, LabView and Matlab.

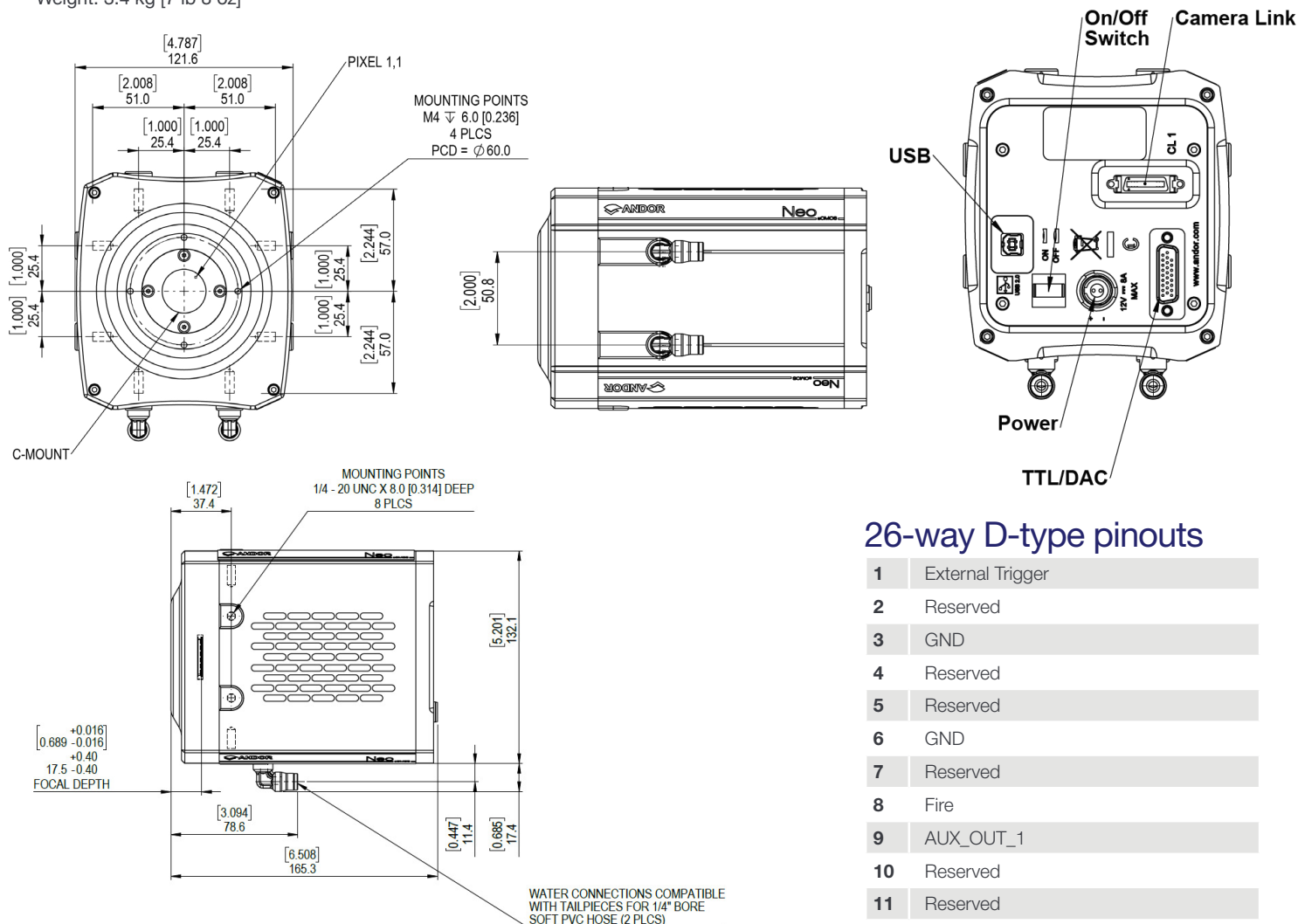
**GPU Express** Andor GPU Express library has been created to simplify and optimize data transfers from camera to a CUDA-enabled NVidia Graphical Processing Unit (GPU) card to facilitate accelerated GPU processing as part of the acquisition pipeline. Integrates easily with Andor SDK3 for Windows.



## Product Drawings

Dimensions in mm [inches]

Weight: 3.4 kg [7 lb 8 oz]



## Connecting to the Neo 5.5

### Camera Control

Connector type: 3 meter Camera Link 3-tap (longer cable lengths available as accessories).

### TTL / Logic

Connector type: 26 way D Type with TTL I/Os for External Trigger, Fire Pulse and Arm

### Firmware updates through USB

Minimum cable clearance required at rear of camera 90 mm

## Regulatory Compliance

Compliant with the requirements of the EU EMC and LV Directives through testing to EN 61326-1 and EN 61010-1

External power supply PSE-approved

## 26-way D-type pinouts

1	External Trigger
2	Reserved
3	GND
4	Reserved
5	Reserved
6	GND
7	Reserved
8	Fire
9	AUX_OUT_1
10	Reserved
11	Reserved
12	Reserved
13	Reserved
14	Reserved
15	Reserved
16	Reserved
17	Reserved
18	GND
19	+5V Output
20	GND
21	Reserved
22	Reserved
23	AUX_OUT_2
24	Arm
25	GND
26	GND

\*Aux\_Out\_1 is configurable as Fire, Fire n, Fire All or Fire Any. Refer to the Neo 5.5 hardware manual.



## Order Today

Need more information? At Andor we are committed to finding the correct solution for you. With a dedicated team of technical advisors, we are able to offer you one-to-one guidance and technical support on all Andor products. For a full listing of our regional sales offices, please see: [andor.com/contact](http://andor.com/contact)

Our regional headquarters are:

### EUROPE

Belfast, Northern Ireland  
Phone +44 (28) 9023 7126  
Fax +44 (28) 9031 0792

### JAPAN

Tokyo  
Phone +81 (3) 6732 8968  
Fax +81 (3) 6732 8939

### NORTH AMERICA

Concord, MA, USA  
Phone +1 (860) 290 9211  
Fax +1 (860) 290 9566

### CHINA

Beijing  
Phone +86 (10) 5884 7900  
Fax +86 (10) 5884 7901

### Items shipped with your camera

- 1x Camera Link card and 3 meter connector cable.
- 1x Andor ACZ-02991: 3m Multi I/O timing cable, offering External Trigger, Arm, Fire, Aux\_Out\_1 and Aux\_Out\_2
- 1x 3m USB 2.0 cable Type A to Type B
- 1x Power supply with mains cable
- 1x Quick launch guide
- 1x CD containing Andor user guides
- 1x Individual system performance sheet

### Footnotes: Specifications are subject to change without notice

1. Assembled in a state-of-the-art Class 1,000 clean room facility, Andor's UltraVac™ vacuum process combines a permanent hermetic vacuum seal (no o-rings), with a stringent protocol to minimize out-gassing, including use of proprietary materials. Outgassing is the release of trapped gases that would otherwise prove highly problematic for sensor longevity.
2. Figures are typical unless otherwise stated.
3. Readout noise is defined as the median over the sensor area excluding any regions of blemishes. It is a combination of sensor readout noise and A/D noise.
4. Specified minimum air cooled temperature assumes ambient temperature of 25°C. Specified minimum temperature with coolant assumes coolant temperature of 16°C.
5. Dark current measurement is taken as a median over the sensor area excluding any regions of blemishes in Rolling Shutter mode.
6. Linearity is measured from a plot of Signal vs. Exposure Time over the full dynamic range.
7. Software Exposure Events provide rapid software notification (SDK only) of the start and end of acquisition, useful for tight synchronization to moving peripheral devices e.g. Z-stage.
8. Maximum speed at which the camera can acquire images at full resolution and a range of sub-array sizes. The tables present (a) frame rates which can be sustained until the limit imposed by the storage capacity; (b) frame rates achieved during burst to 4 GB on-head camera memory. Note that the write speed of hard drive and additional processing overheads can impact these figures. See technical note entitled 'PC Specifications for sCMOS' for further detail on speed tests, PC recommendations and sustained acquisition performance.
9. Quantum efficiency of the sensor at 20°C as supplied by the sensor manufacturer.
10. Total darksignal in Global Shutter mode carries an additional fractional fixed 'Global Shutter Darksignal' (GSD) contribution that is imposed during readout and is therefore independent of exposure time. GSD is equal to 0.11 e<sup>-</sup> @ -30°C; 0.045 e<sup>-</sup> @ -40°C. Darksignal for a given exposure time in Global Shutter mode is thus calculated by (dark current x exposure) + GSD. GSD represents the offset between the two curves shown for -40°C.



### Minimum Computer Requirements:

- 2.4 GHz Quad Core + 4 GB RAM (1600MHz DDR3)
- Hard drive: Minimum 250 MB/sec continuous write for Spooling
- PCIe x4 slot for Frame Grabber card
- Windows (8, 8.1 and 10) or Linux
- USB 2.0 (for future firmware upgrades): Intel 82801 (or equivalent) I/O controller hub to provide interface for USB 2.0

\* Refer to technical note: 'PC Specifications for sCMOS'

\*\* Note: Andor supply PC workstations for Neo, see page 4

### Operating and Storage Conditions

- Operating Temperature: 0°C to 40°C ambient
- Relative Humidity: <70% (non-condensing)
- Storage Temperature: -25°C to 55°C

### Power Requirements

- 100 - 240 VAC, 50 - 60 Hz
- Power Consumption:  
Camera alone (Typ./Max): 30 W/60 W  
Camera and external PSU (Typ./Max): 34 W/71 W



Windows is a registered trademark of Microsoft Corporation.  
Project part financed by the European Regional Development Fund under the European Sustainable Competitiveness Programme for Northern Ireland.